
Aging in Korea:

Innovation and Challenge

Han, Dong Hee (Ph. D)

Director, Research Institute of Science for the Better Living of the Elderly

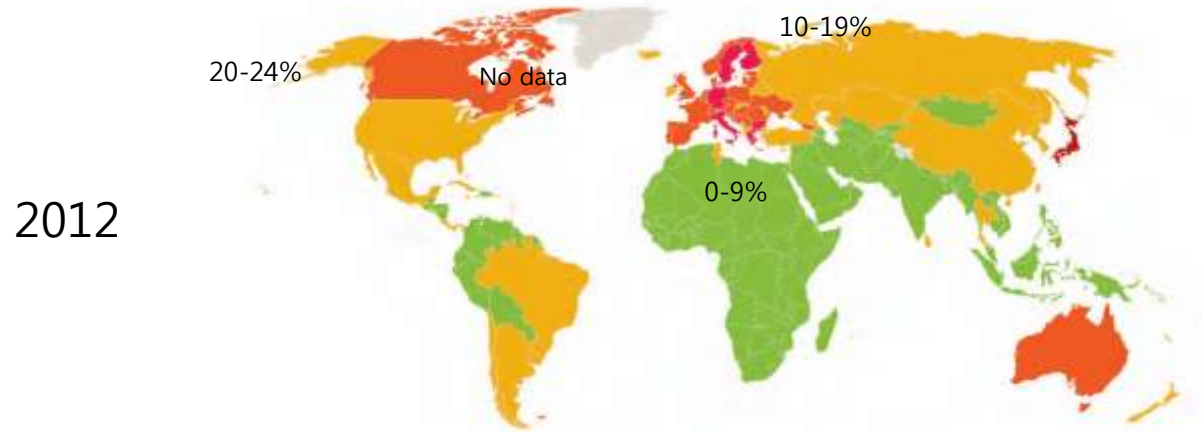
www.wellageing.com

dongheeh@gmail.com





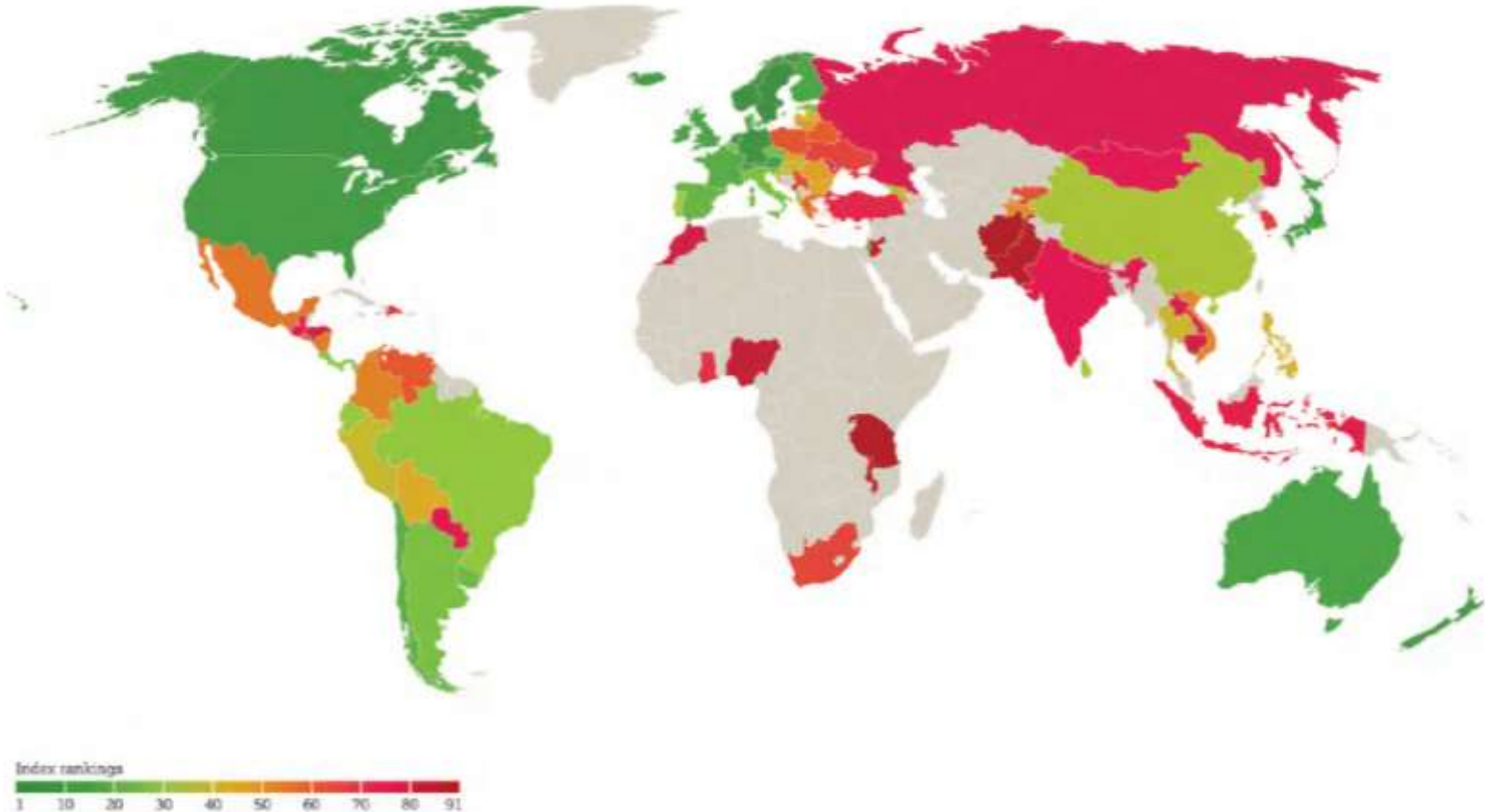
Population Aging(Over 60's) 2012-2050



Source: UNDESA Population Division, Population Ageing and Development 2012, Wall Chart, 2012
Note: The boundaries shown on this map do not imply official endorsement or acceptance by the United Nations

Figure 6: Global AgeWatch Index rankings

The map shows how countries are ranked in the Global AgeWatch Index. Colours on a spectrum from dark green to dark red represent the rankings from 1 to 91. Grey is used for countries that are not included in the Index.



Source: HelpAge International, 2013

Rankings for Asia

Income Security: 90, Health Status:8, Employment and Education :19,
Enabling Environment: 35

Table 3: Rankings for Asia

| | | | | | |
|--------------------|----|----|----|----|----|
| Japan | 10 | 27 | 5 | 10 | 19 |
| Israel | 21 | 56 | 20 | 13 | 31 |
| China | 35 | 66 | 51 | 40 | 24 |
| Sri Lanka | 36 | 67 | 45 | 37 | 27 |
| Georgia | 37 | 45 | 68 | 14 | 54 |
| Thailand | 42 | 59 | 46 | 78 | 8 |
| Philippines | 44 | 73 | 70 | 17 | 21 |
| Armenia | 51 | 40 | 75 | 3 | 80 |
| Tajikistan | 52 | 50 | 79 | 28 | 50 |
| Vietnam | 53 | 64 | 36 | 75 | 32 |
| Kyrgyzstan | 63 | 49 | 83 | 26 | 70 |
| South Korea | 67 | 90 | 8 | 19 | 35 |
| Turkey | 70 | 30 | 66 | 84 | 60 |
| Indonesia | 71 | 83 | 65 | 59 | 20 |
| India | 73 | 54 | 85 | 73 | 72 |
| Mongolia | 74 | 38 | 89 | 56 | 85 |
| Nepal | 77 | 62 | 82 | 79 | 69 |
| Lao PDR | 79 | 76 | 81 | 82 | 33 |
| Cambodia | 80 | 85 | 88 | 80 | 23 |
| West Bank and Gaza | 84 | 78 | 72 | 86 | 55 |
| Jordan | 88 | 61 | 61 | 91 | 36 |
| Pakistan | 89 | 84 | 69 | 67 | 91 |
| Afghanistan | 91 | 75 | 91 | 87 | 88 |

Overall index

Income security

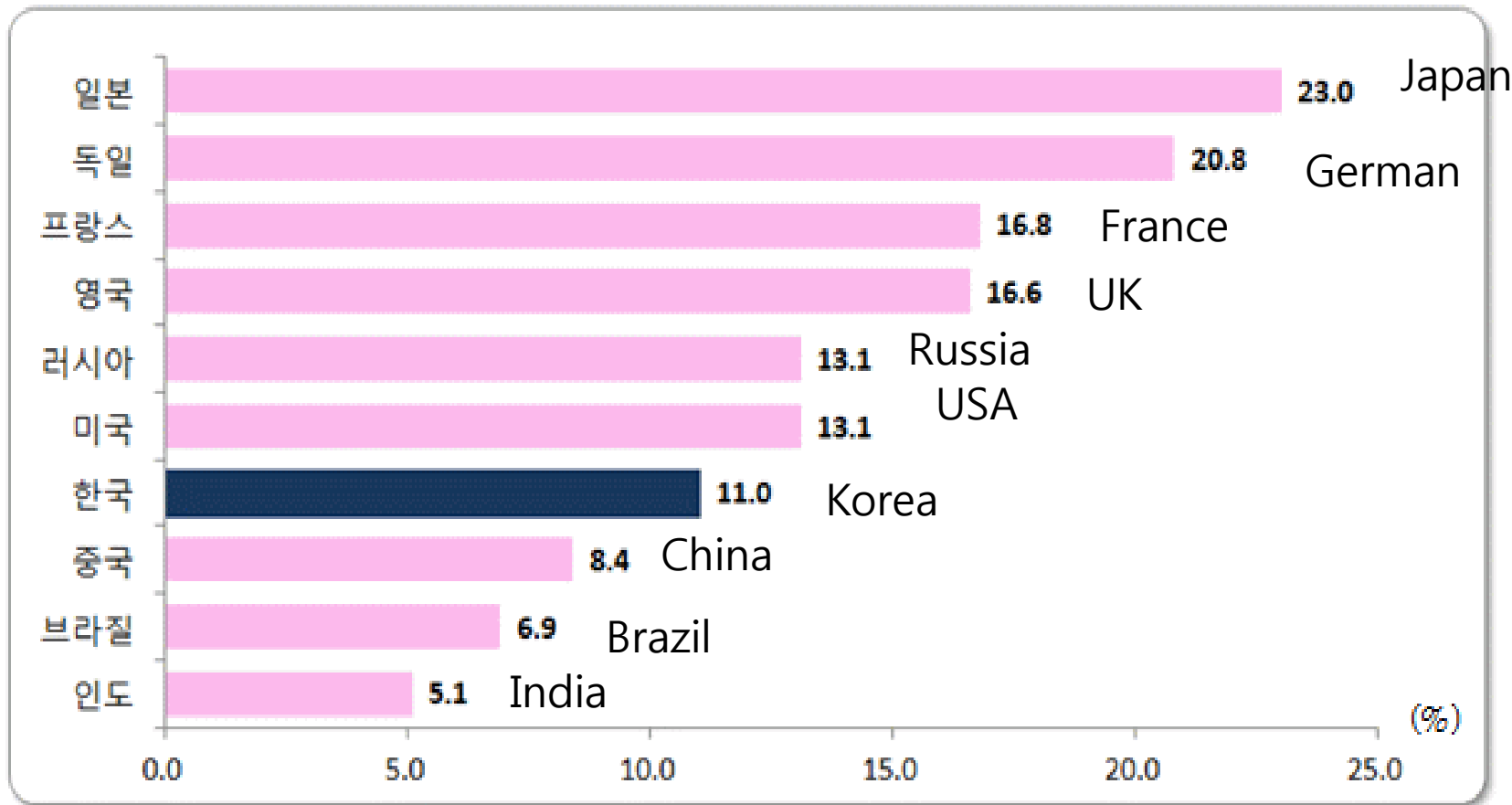
Health status

Employment and education

Enabling environment

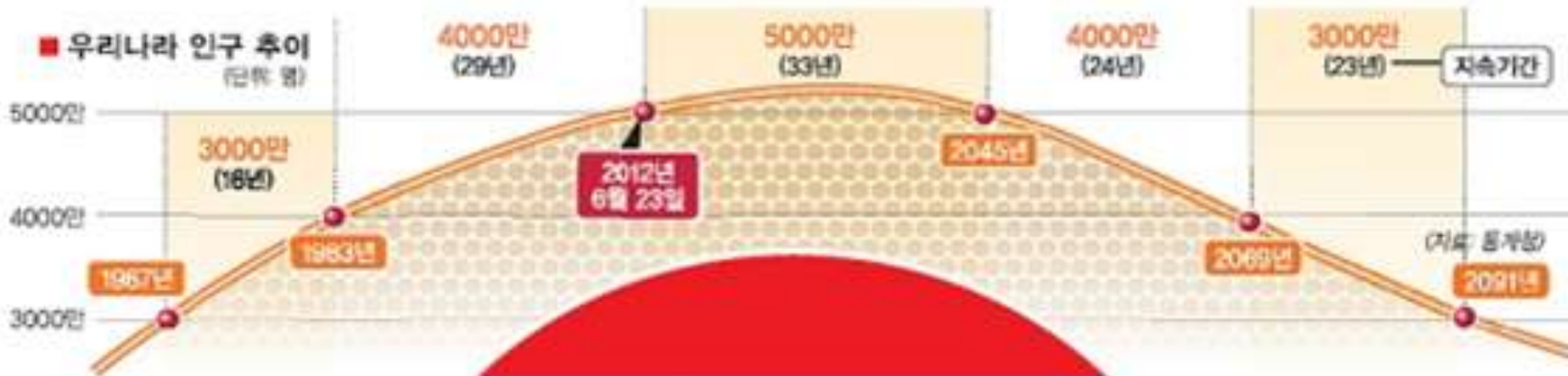
Regional results

International Population of Aging

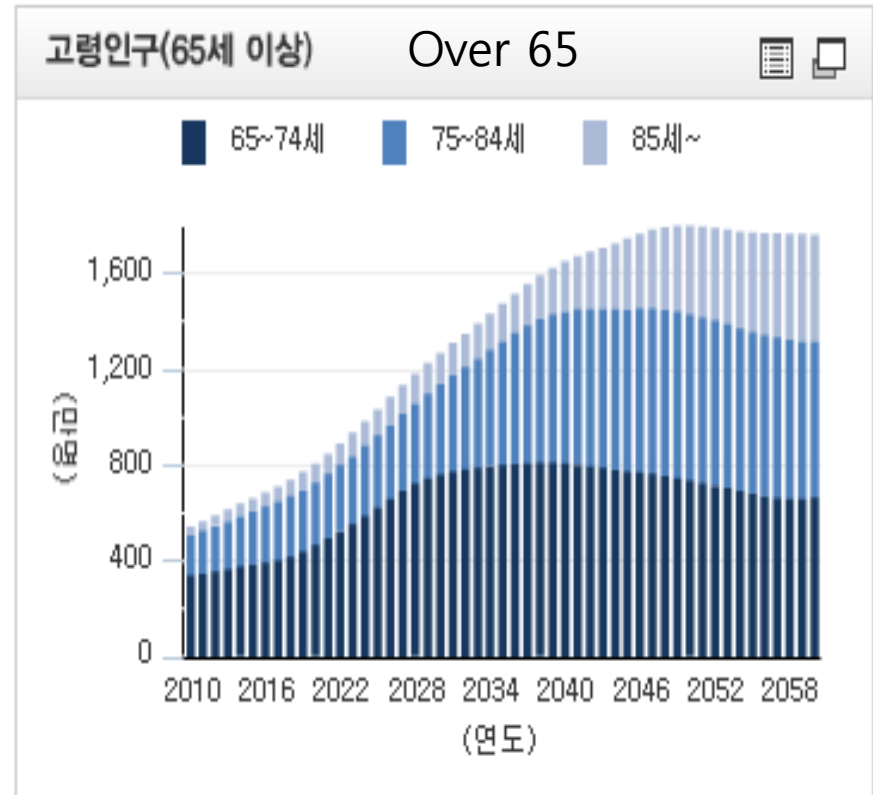
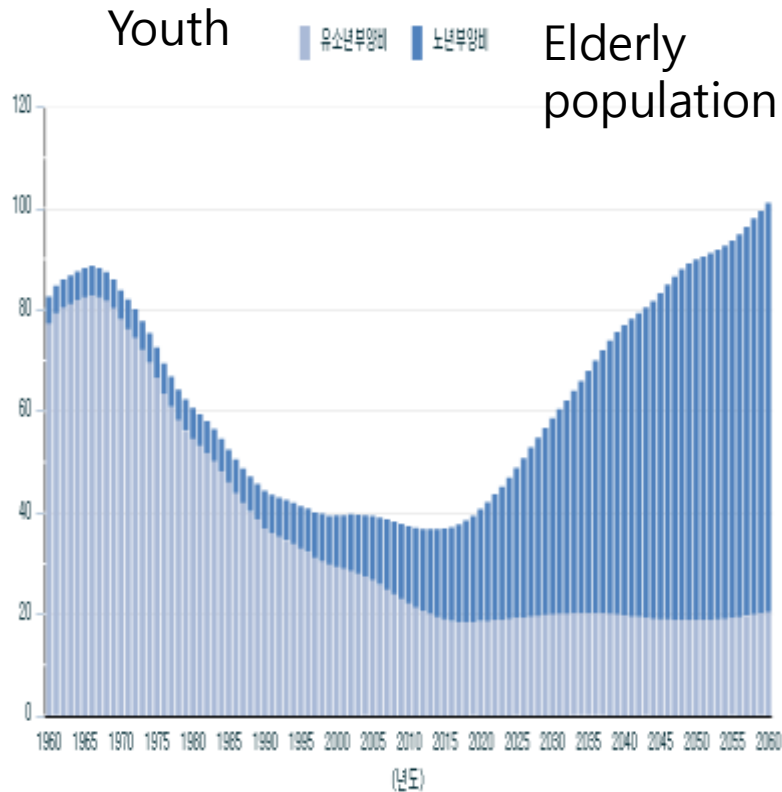


Singapore (9.3%), Thailand (8.2%), Vietnam (6.4%), Myanmar (5.9%), Indonesia (5.2%), Malaysia (5.1%), the Philippines (4.3%), Cambodia (4.3%), Laos (3.7%), Brunei (3.5%)

Korean Population (20-50 Club, June, 2012)



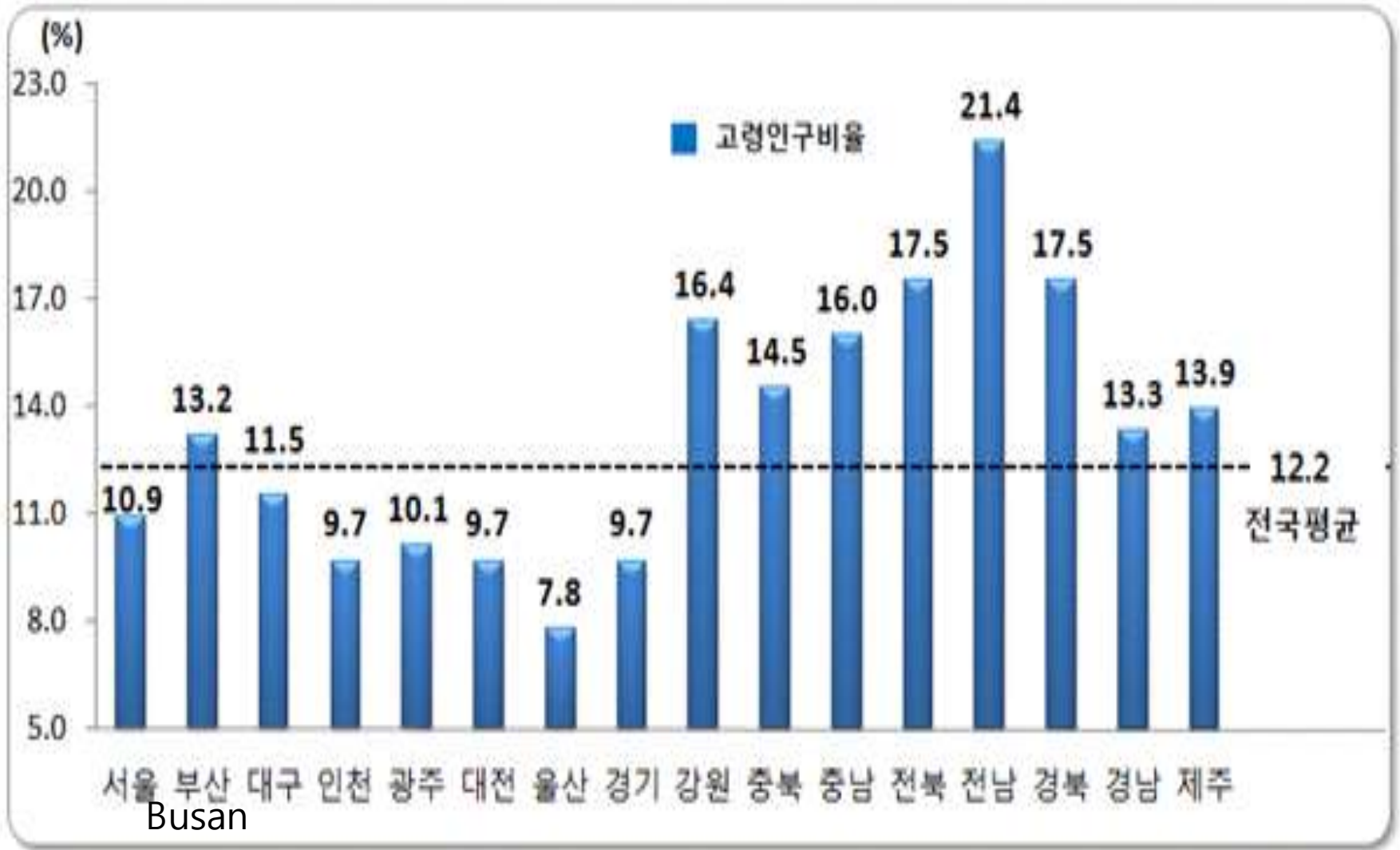
Aging Population in Korea



Index of Aging in Korea



Comparing City of Aging in Korea(2013)



Busan



JeonNam

Laws of Elderly Welfare

Law of Elderly Welfare (1981)

Sports Promotion Act(1962)

Health and Welfare Promotion Act for Rural Areas (2005)

Age Friendly Industry Promotion Act(2006)

National Basic Livelihood Security Act(1999)

Lifelong Education Act(1999)

Pension Protection Acts

Basic Law for the National Health(1995)

Long Term Care Insurance (2007)

Basic Pension Act for the Elderly(2008)

Elderly Employment Promotion Act(1991)


Framework Action Low Fertility - **Aging Society**(2005)

Connected Laws and Actions

- Elderly Welfare Law(1981)
- Elderly Health and Welfare Strategy(2002)
- Framework Action Low Fertility and Aging Society (2006)
- Age Friendly Industry Promotion Act(2006)
- Long Term Care Insurance Act (2007)
- National Pension System(2008)
- Dementia Management Law (2011)

Budgets of Korean Elderly Welfare

- 2005년 (330billions)
- 2006년 (392billions)
- 2007년 (569billions)
- 2008년 (2062billions)
- 2009년 (3253billions)
- 2010년 (3517billions)
- 2011년 (3731billions)
- 2012년 (3904billions)
- 2013년 (4293billions)



**Long Term Care Insurance
National Pension system**

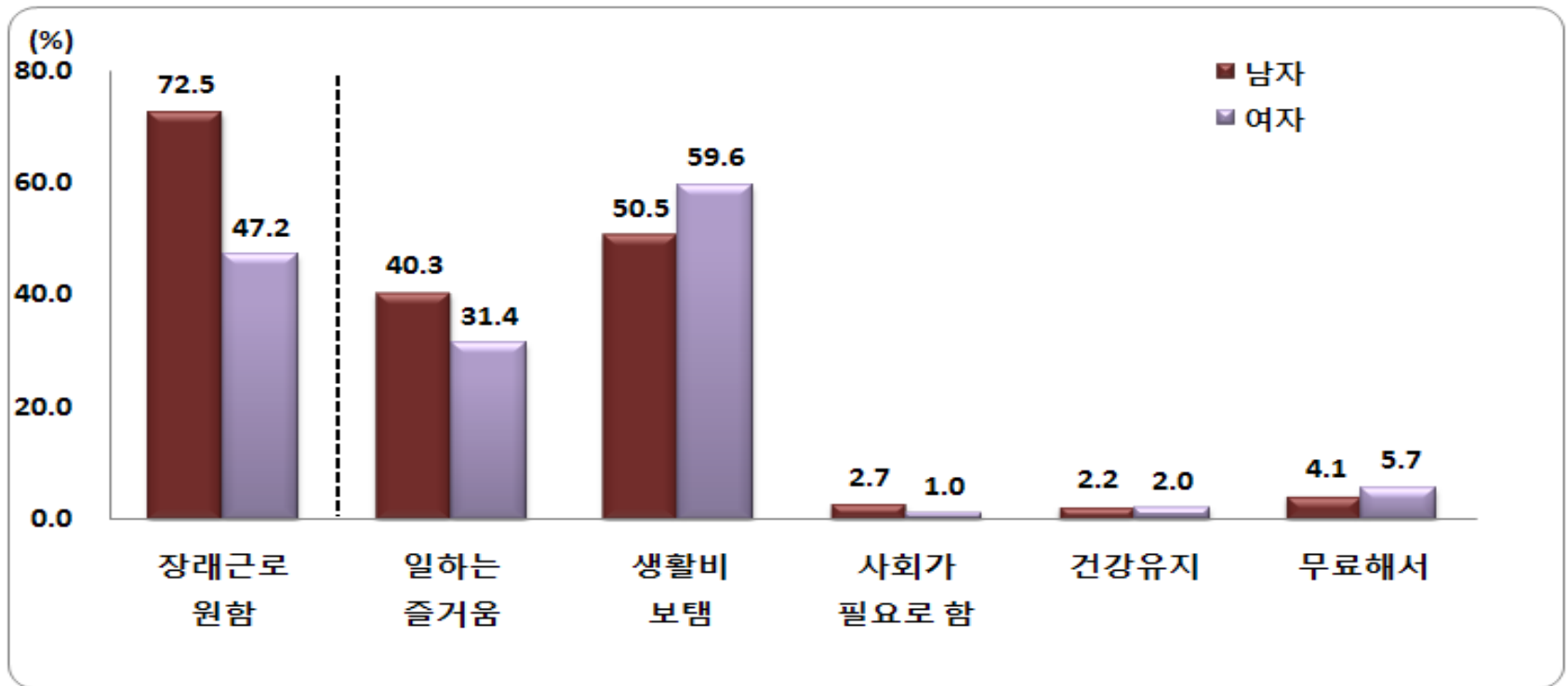
Characteristics of Korean Older Person

| | Nation | Busan | Seoul | Ulsan | Jeonnam | 비고 |
|---------------------|--------|-------|-------|-------|---------|-----------------------------|
| On bed | 23% | 33.3% | 9.7% | 0.0% | 0.0% | |
| Hope to live child | 31.8% | 22.7% | 20.4% | 27.8% | 23.5% | |
| Satisfaction Health | 34.0% | 24% | 39.4 | 28% | 49.5% | |
| Economic | 17.9% | 12.9% | 19.2% | 22.5% | 12.8% | Good |
| Burden of cost | 43% | 37.1% | 38.7% | 44% | 50.6% | Housing health medical cost |
| Life Status | 62% | 55.3% | 43.7% | 51.4% | 56.4% | Low |
| Chronic disease | 48.3% | 55.8% | 48% | 53% | 54.1% | Over 3 |
| Depress | 29.2% | 29.5% | 28.1% | 30.3% | 35.1% | |
| Economic Activity | 34% | 22.5% | 20.8% | 32.4% | 52.5% | Participati on |

| | Nation | Busan | Seoul | Ulsan | Jeonnam | |
|-----------------------------|-------------------|---------------|----------------|-----------------|-----------------|------------------------------------|
| TV watching | 99% | 99.9% | 98.7% | 99.5% | 98.2% | |
| Cell phone | 71.4% (s 0.4%) | 73% (0.1%) | 75% (0.5%) | 76.3% (0.5%) | 66.1% (0.2%) | S-smart phone |
| Life Long Study | 6.7% | 5.5% | 8.1% | 6.6% | 4.0% | |
| Try on Suicide | 11.1% | 23.7% | 11.6% | 19% | 11.8% | |
| Worry things (Health) | 51.3% | 53% | 48.6% | 50.8% | 60.6% | |
| Income Medical | 31.8% 26% | 35% 23% | 29.6% 22.7% | 35% 수발27.8% | 45.9% 29.2% | Income Medical Caregiv er |

Sources: National Survey Aging, KIHASA(2011)

Seniors (55~79세) want to have job : **59.0%**
 (National Statistic:2012)



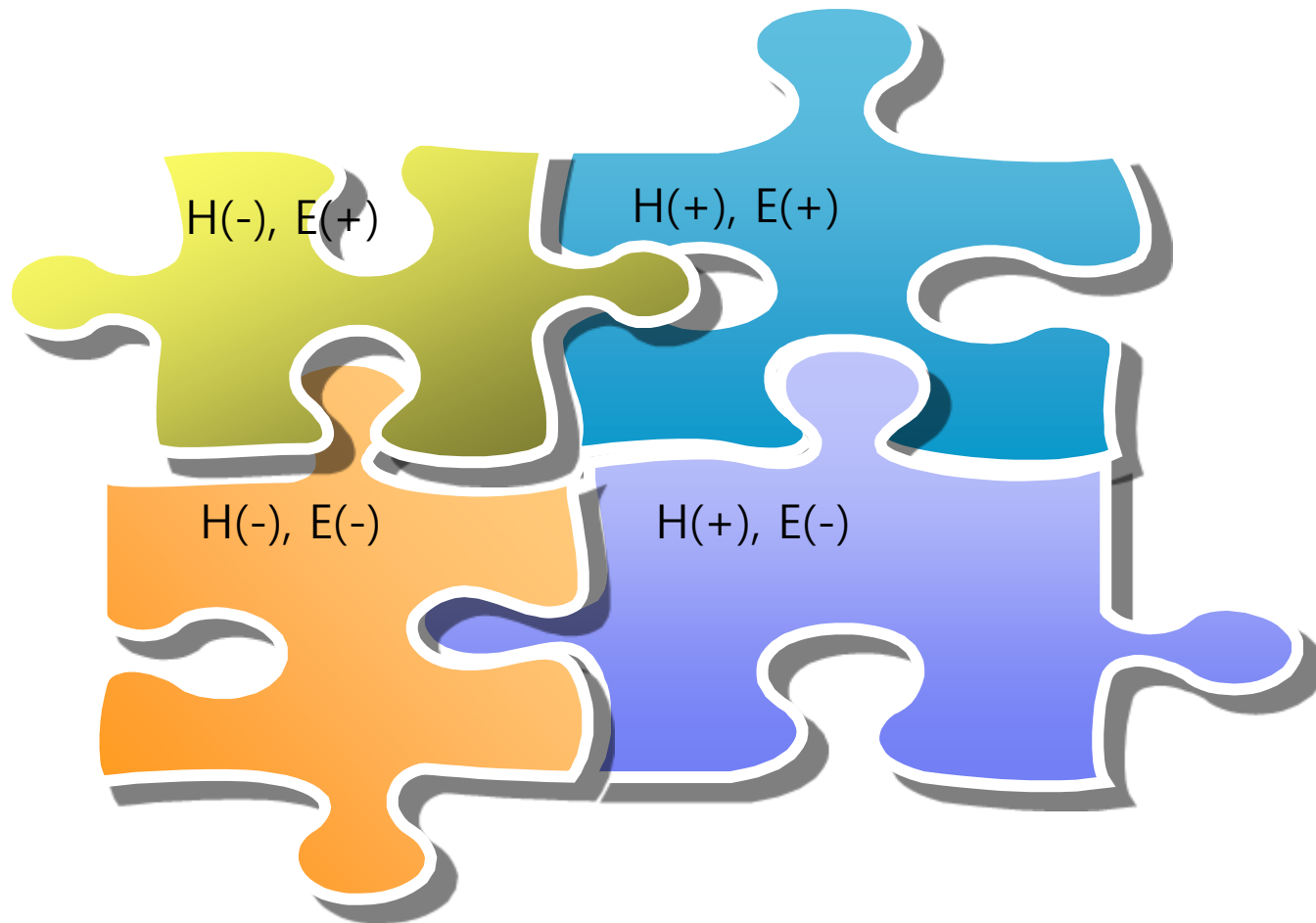
Reasons:

Want to
employment

Enjoy Social
Participation


Earn
Money
For Life

Old Person



Health/ Economic

Assignment

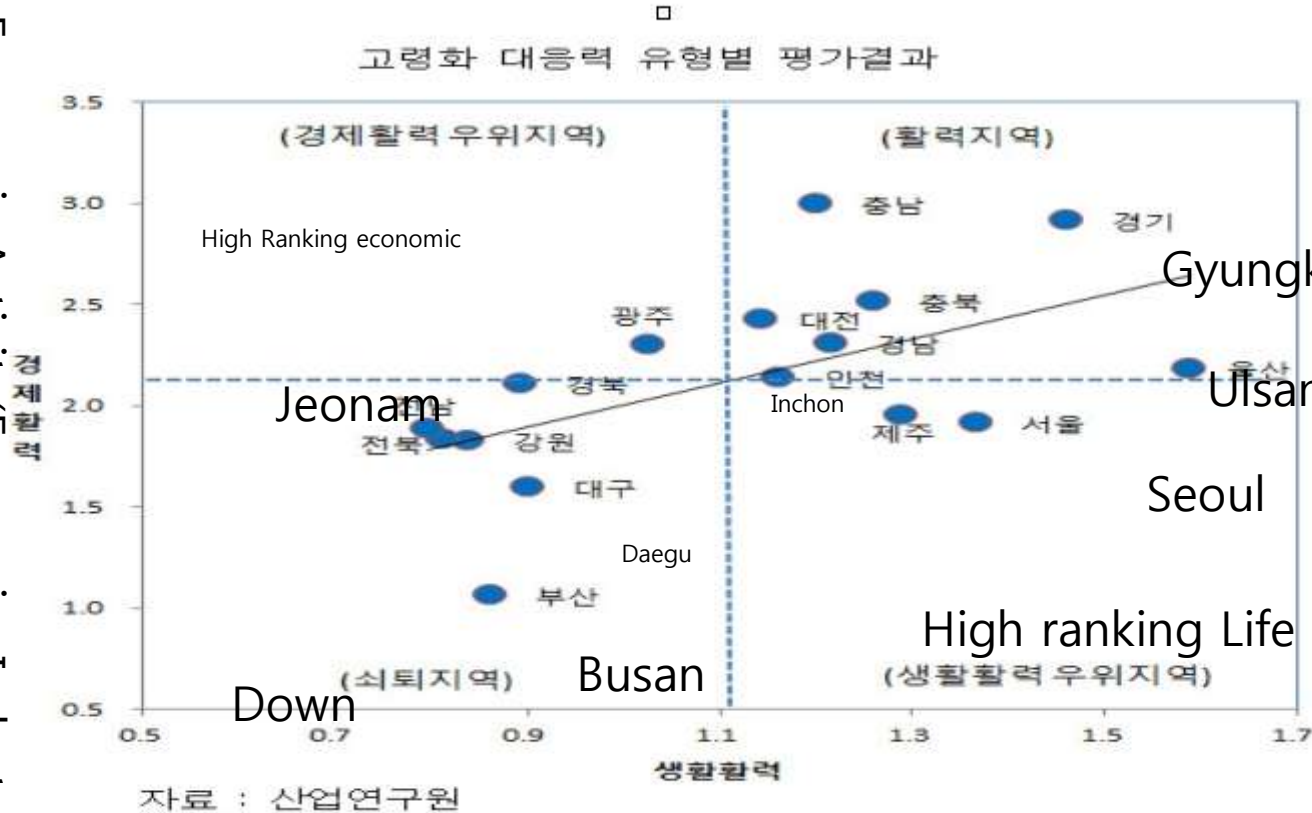


Happiness Aging in Life Cycle

New Aging Index

(Economic Industry Welfare Health)

Economic Activity (Economic+Industry)



Life Activity (Welfare+ Health)


21C Aged Society

- New Experiences of Aging
 - Various Needs and Characteristics
 - Neo Gerontology: Technology and Science
 - Various Social Participations
 - Emphasized Productive Aging
 - Important Social Contribution
 - Industry, Economic, Health, Welfare
-
- Active Aging
 - UN 5 Principle of Aging: Independence, Participation, Care, Self-fulfillment, Dignity)

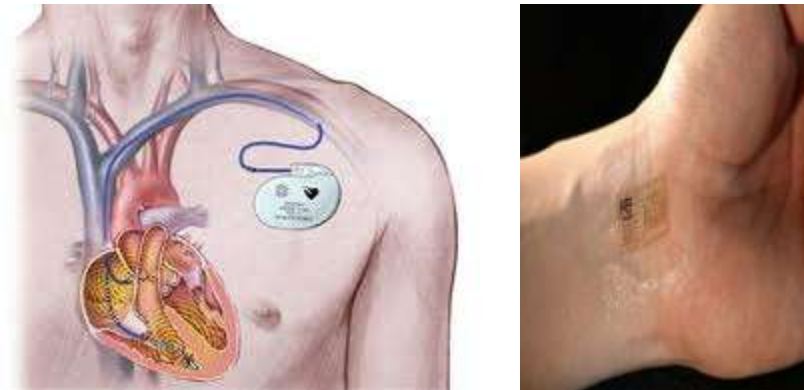
Innovation/New Aging

- Subject of 20th IAGG Congress
- Digital Aging Strategy
- Anti- Aging
- New Smart Devices
- Community Network
- Smart Equipment
- Medical/Life/Social Participation
- Workforce /Social Contribution

Digital Aging



BodyMedia



Life Alert

Future Direction

Social

Participation
(Information,
Workforce, Social Capital
Leisure)

Health Promotion

U-health, ICT, Serious game,
Long term care system,
Information

Safety and Security

Prevent depression and elder abuse, Age friendly environment with
Intelligent technologies, Tracking system,
Robot, Communication, PER system, Continually Life

Warm Internet

Keeping analog culture, New filial piety
Positive image
Cyber family, International cyber family


Community Network

- "Maeul Mandulki"
 - Community Support Center
- Map of Happiness
- Sharing Care System





Cyber Neighbor



1080 Cyber Game



Cyber Family

Innovation and Challenge

Health Section

- Prevention
- Evidence bases
- Long Term Care System

Active Aging

Economic Section

- Workforce
- New institute act for old person
- Social business

Digital Aging

Housing Section

- Age Friendly Environment
- Community networks
- New modering for late life

New Concept of Anti Aging

Social Participation

- Social contribution
- New image old person
- Life long study

Let's make and share
ideas of age friendly
environment by
Innovative Challenges



Thank You !!!